











056312

056329

056336

056343

056558

			ESSENCE BENZINE PETROL	DIESEL		 $\approx \varnothing$ CU	DIN 72553	
	056312	200 A 	1.5l		2.8m	10 mm ²		
	056329	320 A 	2.5l		3m	16 mm ²	NEW DESIGN	
	056336	500 A 	5.5l	3 l	3.5m	25 mm ²	NEW DESIGN	
	056343	700 A 	7l	4 l	4.5m	35 mm ²	NEW DESIGN	
	056558	1000 A 	7l	4 l	4.5m	50 mm ²		